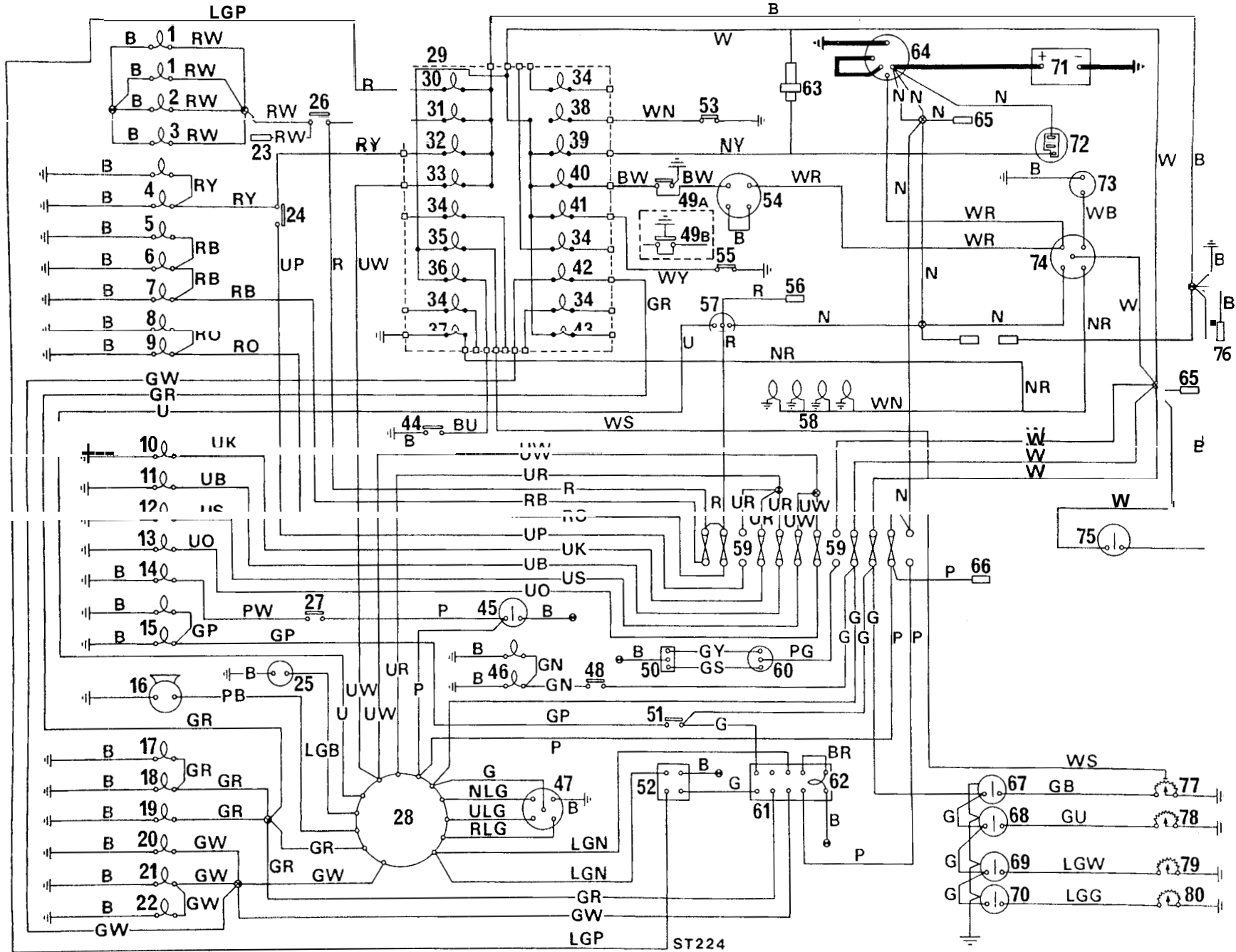


FOUR CYLINDER 2.5 LITRE DIESEL



KEY TO FOUR CYLINDER 2.5 LITRE DIESEL DIAGRAM

- | | | |
|---|---|--|
| <ul style="list-style-type: none"> 1. Speedometer illumination 2. Fuel indicator illumination 3. Water temperature indicator illumination 4. Rear fog lamps 5. Number plate lamp 6. LH tail lamp 7. LH side lamp 8. RH tail lamp 9. RH side lamp 10. LH headlamp dip beam 11. RH headlamp dip beam 12. LH headlamp main beam 13. RH headlamp main beam 14. Interior lamp 15. Stoplamp 16. Horn 17. LH side repeater 18. LH front indicator 19. LH rear indicator 20. RH front indicator 21. RH rear indicator 22. RH side repeater 23. Pick-off point for auxiliary instrument illumination 24. Rear fog switch 25. Washer pump 26. Panel illumination switch 27. Interior lighting switch 28. Steering column switches 29. Grouped warning lights (comprising items 30 to 43) | <ul style="list-style-type: none"> 30. Trailer warning light 31. Side light warning light 32. Rear fog warning light 33. Main beam warning light 34. Spare 35. Low fuel warning light 36. Locked four-wheel drive warning light 37. Cold start warning light 38. Oil warning light 39. Charge warning light 40. Brake warning light 41. Park brake warning light 42. Direction indicator warning light 43. Seat belt warning light 44. Locked four-wheel drive switch 45. Clock 46. Reversing lamps 47. Wiper motor 48. Reversing lamp switch 49a Brake fluid loss switch (Ninety models only) 49b Pressure differential warning actuator switch (One Ten models only) 50. Heater switch 51. Stop lamp switch 52. Flasher unit 53. Oil pressure switch | <ul style="list-style-type: none"> 54. Brake check relay 55. Park brake switch 56. Pick-off point for front fog lamps (when fitted) 57. Light switch 58. Heater plugs 59. Fuses 60. Heater motor 61. Hazard switch 62. Hazard switch illumination 63. Ignition light resistor 64. Starter solenoid 65. Spare pick-up point 66. Pick-off point of auxiliary trailer 67. Fuel indicator 68. Water temperature indicator 69. Oil pressure indicator 70. Oil temperature indicator 71. Battery 72. Alternator 73. Fuel shut off valve 74. Heat/Start switch 75. Battery condition indicator 76. Pick-up point for auxiliary instrument illumination 77. Fuel tank unit 78. Water temperature transmitter 79. Oil pressure transmitter 80. Oil temperature transmitter |
|---|---|--|


Key to cable colours

B Black G Green K Pink L Light N Brown O Orange P Purple R Red S Slate U Blue W White Y Yellow

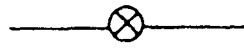
The last letter of a colour code denotes the tracer colour




Connectors via plug and socket




Snap connectors



Permanent in-line connections



Earth connections via cables



Earth connections via fixing bolts